



WNC

2024 Investor Conference

Nov 2024

Disclaimer

This presentation is being delivered to the recipient. The sole purpose of this presentation is to assist the recipient in understanding Wistron NeWeb Corporation (WNC). This presentation is not intended to form the basis of a decision to purchase securities or any other investment decision and does not constitute an offer, invitation or recommendation for the sale or purchase of securities. Neither the information contained in this presentation nor any further information made available in connection with the subject matter contained herein will form the basis of any contract.

This presentation does not purport to be comprehensive or to contain all the information that a prospective purchaser may need. The information contained herein is based on publicly available information and sources, which we believe to be reliable, but we do not represent it is accurate or complete. The recipient of this presentation must make its own investigation and assessment of the ideas and concepts presented herein. No representation, warranty or undertaking, express or implied, is or will be made or given and no responsibility or liability is or will be accepted by WNC or by any of its directors, officers, employees, agents or advisers, in relation to the accuracy or completeness of this presentation or any other written or oral information made available in connection with the ideas and concepts presented herein. Any responsibility or liability for any such information is expressly disclaimed.

This presentation is private and confidential and is being made available to the recipient on the express understanding that it will be kept confidential and that the recipient shall not copy, reproduce, distribute or pass to third parties this presentation in whole or in part at any time. This presentation is the property of WNC and the recipient agrees that it will, on request, promptly return this presentation and all other information supplied in connection with the ideas and concepts presented herein, without retaining any copies.

In furnishing this presentation, WNC undertakes no obligation to provide the recipient with access to any additional information, or to update, or to correct any inaccuracies which may become apparent in, this presentation or any other information made available in connection with the ideas and concepts presented herein.



Agenda

- Financial Information
- Business Development Update
- Summary
- Q&A

Q3 2024 Income Statement QoQ (Consolidated)

(in NT\$ million)

| | Q3 2024 | | Q2 2024 | | QoQ | |
|------------------------------------|---------|-------|---------|-------|---------|-------|
| | Amount | % | Amount | % | Amount | % |
| Net Revenue | 25,967 | 100.0 | 30,713 | 100.0 | (4,746) | -15.5 |
| Realized Gross Profit | 2,952 | 11.4 | 3,871 | 12.6 | (919) | -23.7 |
| Operating Expense | 2,351 | 9.1 | 2,629 | 8.6 | (278) | -10.6 |
| Operating Income | 601 | 2.3 | 1,242 | 4.0 | (641) | -51.6 |
| Non-operating Income/(Loss) | 25 | 0.1 | 127 | 0.5 | (102) | -80.3 |
| PBT | 626 | 2.4 | 1,369 | 4.5 | (743) | -54.3 |
| PAT | 520 | 2.0 | 1,165 | 3.8 | (645) | -55.4 |
| Total shares (M) | 485.25 | | 485.25 | | | |
| Outstanding shares (M) | 475.27 | | 475.27 | | | |
| EPS (@NTD/share) | 1.09 | | 2.45 | | | |

Q1-3 2024 Income Statement YoY (Consolidated)

(in NT\$ million)

| | Q1-3 2024 | | Q1-3 2023 | | YoY | |
|------------------------------------|-----------|-------|-----------|-------|--------|-------|
| | Amount | % | Amount | % | Amount | % |
| Net Revenue | 82,264 | 100.0 | 81,103 | 100.0 | 1,161 | 1.4 |
| Realized Gross Profit | 9,786 | 11.9 | 9,974 | 12.3 | (188) | -1.9 |
| Operating Expense | 7,190 | 8.7 | 6,607 | 8.1 | 583 | 8.8 |
| Operating Income | 2,596 | 3.2 | 3,367 | 4.2 | (771) | -22.9 |
| Non-operating Income/(Loss) | 340 | 0.4 | 343 | 0.4 | (3) | -0.9 |
| PBT | 2,936 | 3.6 | 3,710 | 4.6 | (774) | -20.9 |
| PAT | 2,435 | 3.0 | 2,934 | 3.6 | (499) | -17.0 |
| Total shares (M) | 485.25 | | 432.46 | | | |
| Outstanding shares (M) | 475.16 | | 415.10 | | | |
| EPS (@NTD/share) | 5.12 | | 7.07 | | | |

2024/9/30 Balance Sheet (Consolidated)

| (in NT\$ million) | 2024/9/30 | | 2024/06/30 | | QoQ | | 2023/9/30 | | YoY | |
|-------------------------------|---------------|------------|---------------|------------|----------------|------------|---------------|------------|----------------|------------|
| | Amount | % | Amount | % | Amount | % | Amount | % | Amount | % |
| Cash & ST Investments | 14,138 | 21 | 14,939 | 19 | (801) | -5 | 8,473 | 12 | 5,665 | 67 |
| A/R | 19,321 | 28 | 23,978 | 31 | (4,657) | -19 | 21,595 | 31 | (2,274) | -11 |
| Inventory | 17,616 | 26 | 21,081 | 28 | (3,465) | -16 | 23,661 | 34 | (6,045) | -26 |
| Other Current Assets | 703 | 2 | 577 | 1 | 126 | 22 | 942 | 2 | (239) | -25 |
| Total Current Assets | 51,778 | 77 | 60,575 | 79 | (8,797) | -15 | 54,671 | 79 | (2,893) | -5 |
| LT Equity Investments | 59 | 0 | 61 | 0 | (2) | -3 | 63 | 0 | (4) | -6 |
| Property, Plant and Equipment | 11,550 | 17 | 11,792 | 16 | (242) | -2 | 10,717 | 16 | 833 | 8 |
| Others Assets | 4,192 | 6 | 4,230 | 5 | (38) | -1 | 3,577 | 5 | 615 | 17 |
| Total Assets | 67,579 | 100 | 76,658 | 100 | (9,079) | -12 | 69,028 | 100 | (1,449) | -2 |
| ST Borrowing | 10,556 | 16 | 9,548 | 13 | 1,008 | 11 | 10,182 | 15 | 374 | 4 |
| A/P | 14,118 | 21 | 20,333 | 26 | (6,215) | -31 | 20,057 | 29 | (5,939) | -30 |
| Other Current Liabilities | 8,528 | 12 | 12,715 | 16 | (4,187) | -33 | 9,366 | 13 | (838) | -9 |
| Other Liabilities | 3,625 | 5 | 3,754 | 5 | (129) | -3 | 3,963 | 6 | (338) | -9 |
| Total Liabilities | 36,827 | 54 | 46,350 | 60 | (9,523) | -21 | 43,568 | 63 | (6,741) | -15 |
| Shareholder's Equity | 30,752 | 46 | 30,308 | 40 | 444 | 1 | 25,460 | 37 | 5,292 | 21 |

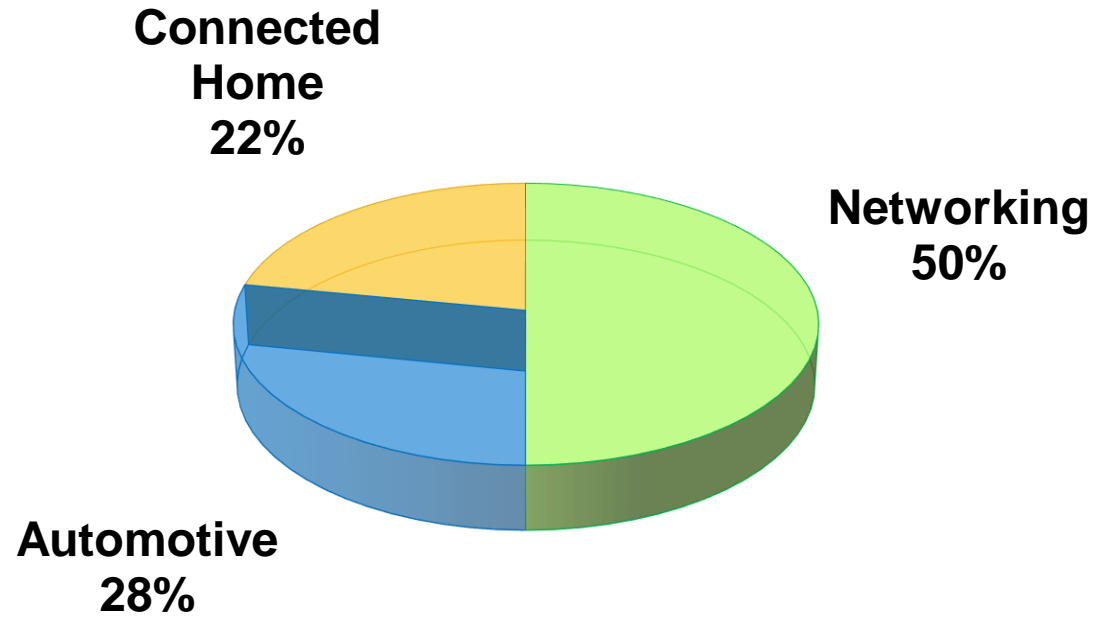


Agenda

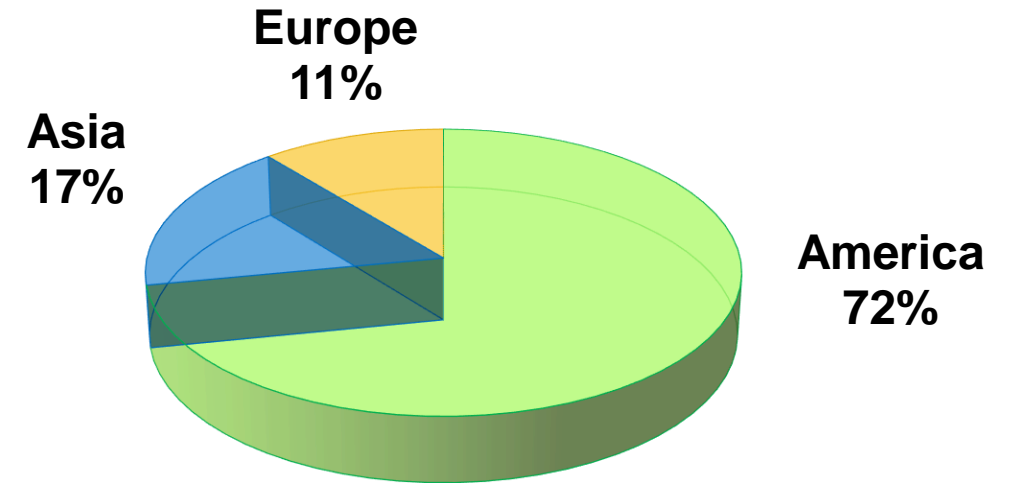
- Financial Information
- Business Development Update
- Summary
- Q&A

Revenue Structure

2024 Q1-3
Revenue by Business Group



2024 Q1-3
Revenue by Region



Product Category

Networking



- Wireless Network (Wi-Fi 6/6E/7 Enterprise Access Point / Mesh Router / Repeater)
- Network Infrastructure (Switch / SD-WAN / 5G RU / Smart NIC / 5G ORAN / Small Cell)
- Broadband Connectivity (Cellular CPE / PON CPE/ LEO UT)
- Connected Device (OTT STB / Streaming TV Stick / Doorbell Camera / AIoT Hub / EV Charger)



Automotive, Module and Antenna Solutions



- Telematics and Infotainment (4G, 5G, CV2X Module/ Wi-Fi, Bluetooth Module / CPU Module / TCU / RSU)
- Satellite Radio / Digital Radio
- ADAS Solutions (Radar Sensor / Automotive Camera Module / Dash Camera)
- Module and Antenna Solutions (Automotive / AIoT / Mobile / Broadband / Laptop)



Connected Home



- Broadband Access (4G,5G CPE / Repeater / Small Cell / PON Gateway / Optical Transceiver)
- Smart Home (Mesh Router / Home Gateway / Smart Display / IP Camera)
- Connected TV (4K, OTT STB / Outdoor Units / LNBF)
- IoT (Matter Hub / Vehicle Tracker / Asset Tracker / IoT Module)
- Smart Energy (Smart Meter Communication Board)



Communications Product Portfolio

User Devices & Modules

- Open-Source Platforms
- Value-added Software
- 4G/5G Modules/Routers/FWA
- Wi-Fi Modules/Routers/Extenders
- LEO UT
- IoT & ADAS Sensors
- Antennas

Edge Infrastructure

- 5G/AI O-RAN
- SMO/RIC/EMS SW
- Small Cells
- VNF/SDN
- HPC for SDV
- RFID

**Automotive
Service Provider
Enterprise**

- DOCSIS 3.1/4.0
- FTTx/PON
- Optical TXRs/Routers

- GbE Switches
- Edge AI Servers
- SASE
- EV Charging Products

Wireless



Wireline

Business Strategy

Automotive

- Become supplier to EV Tier-1s
- Continue to develop key modules and sensor products for automotive applications to expand related markets



Automotive 4G/5G,
CPU Modules, TCU



ADAS Camera &
Radar



EV Charger

Networking

- Become major partner for enterprise customers
- Expand product portfolio from Wi-Fi and cellular to edge computing network architecture products



Enterprise AP
Wi-Fi 7/6E/6



LEO Satellite
Broadband UE



Switch,
SASE SD-WAN

Connected Home

- Boost profits with go-direct business model
- Expand product portfolio by providing software value-add in our end-to-end product offerings



OTT STB



Broadband CPE
(5G FWA, xPON,
DOCSIS)



Smart Home IoT

Core Competencies

RF/antenna design
System integration

Key Technologies

AI software, green product design, O-RAN,
LEO, ADAS, 5G, LPWAN, xPON, DOCSIS,
Wi-Fi 7, Mesh, SiP, RFID, sensors

WNC Global Manufacturing Campus Overview



Patents & Achievements

Patents

2,452 patents / **520** applications (As of Oct 31, 2024)

R&D Achievements

- CES Innovation Awards *2022*
- Hsinchu Science Park Innovative Product Award *2021, 2018*
- Hsinchu Science Park R&D Accomplishment Award *2023, 2020, 2018*
- IT World Awards *2019, 2018*



Software-driven Intelligent Connectivity Solutions

Open-Source Platforms



AI-powered Apps

- Smart QoS
- Wi-Fi Sensing
- Cybersecurity

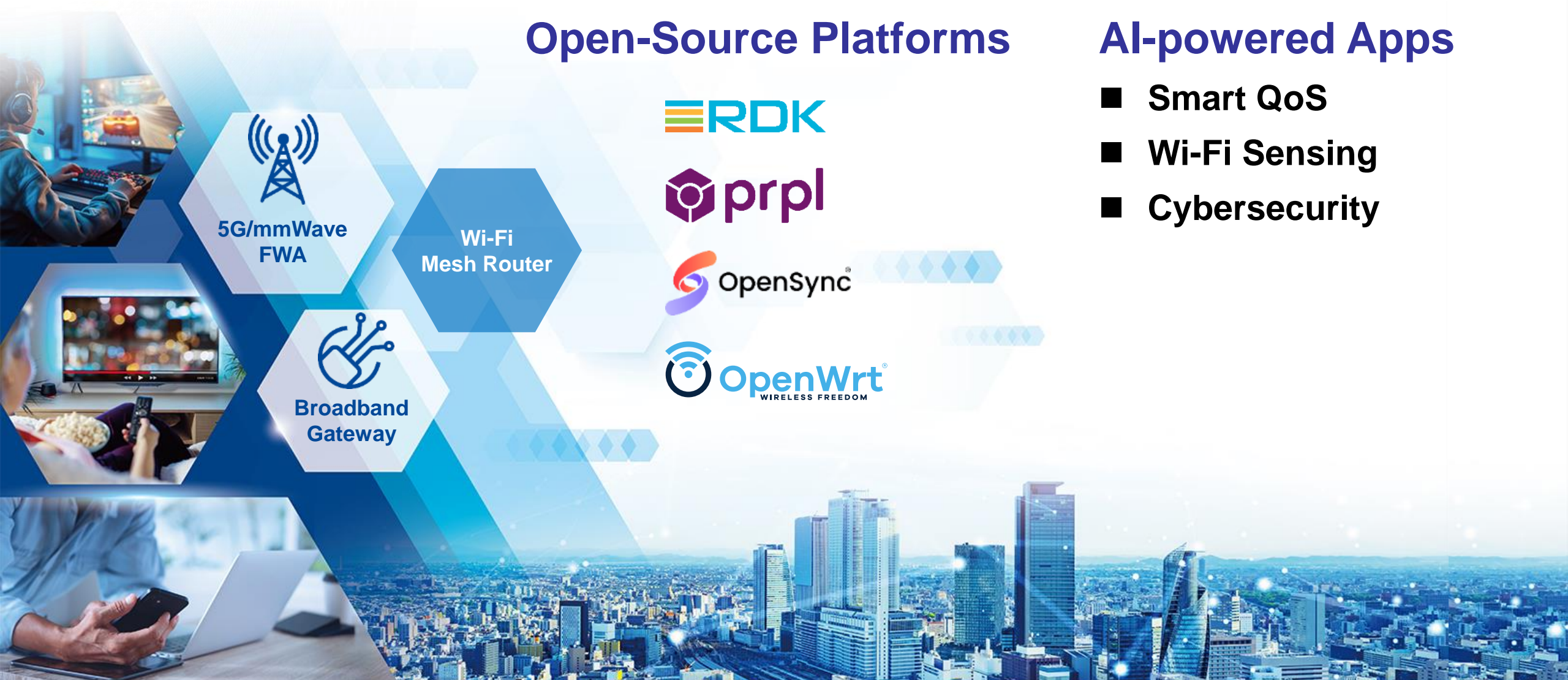


5G/mmWave
FWA

Wi-Fi
Mesh Router



Broadband
Gateway



Sustainable Development Policy

Vision

Become a trustworthy communications solutions partner creating positive connections and interactions between the environment and humankind.

Strategy

Incorporate environmental protection, social responsibility and corporate governance into company operations and business strategies while continuing to strive for sustainable competitiveness.

Sustainable Development Policy

Environmental Protection



- ✓ Adopt green product design concepts
- ✓ Implement renewable energy strategies
- ✓ Participate in carbon reduction initiatives
- ✓ Promote low carbon transitions

Social Responsibility



- ✓ Care for the land and smallholder farmers
- ✓ Support education of disadvantaged children/youths
- ✓ Create a safe workplace

Corporate Governance



- ✓ Build a sound corporate governance system
- ✓ Improve operational performance
- ✓ Create a sustainable value chain

Five Sustainability Themes

Green Initiatives

Empowerment

Growth

Innovation

Trust

Recognition



2024 S&P Global Sustainability Yearbook
Communications Equipment
Top 1%



2024 EcoVadis
Gold Sustainability Rating
Top 5%



Financial Times
2024 Asia-Pacific Climate Leaders



2023 Climate Change & Water Security
B (Management)



2024 CommonWealth Talent Sustainability Award
Top 100 (Large Enterprises – Manufacturing Sector category)



2024 Excellence in Corporate Social Responsibility Award
Ranked 21st (Large Enterprises – Manufacturing Sector category)



2024 Taiwan Sustainability Action Awards
SDG 04 Quality Education - Gold
SDG 15 Life on Land - Bronze



2023 Taiwan Corporate Sustainability Awards
Sustainability Report Platinum Medal
Social Inclusion Leadership



The Sustainable Restaurant Association
Food Made Good Standard
Two Stars



Taiwan Green Building Label
S3 - Bronze



FinanceAsia
2024 Gold Medal for Best Managed Company in Taiwan



Asiamoney
Asia's Outstanding Companies Poll
2023: Most Outstanding Company in Taiwan



Agenda

- Financial Information
- Business Development Update
- Summary
- Q&A

Summary

The image is a presentation slide for Wistron NeWeb Corp. It features a background of a modern glass skyscraper under a bright sky, with green foliage in the foreground. The company logo 'WNC' is visible on a building pillar in the background. The main text 'WNC' is in a large, bold, blue font at the top, with 'Wistron NeWeb Corp.' in a smaller black font below it. The text 'Q&A' is centered in a large black font.

WNC

Wistron NeWeb Corp.

Q&A